



## Comprehension Strategies:



**I wonder...** Ask questions about what you are reading: Who? What? Where? When? How? Why? Is? Are? Did? Will? Could? Would? Should?



**Visualize...** Make pictures in your mind while you are reading.



**Make Connections...** Text-to-self, text-to-text and text-to-word.



**Re-Read...** When something doesn't make sense, read it again. Self-correct, if needed.



**Predict...** Make predictions about what you think will happen next.



**Stop and Think...** Take time to stop and think about what you are reading.

### If your child makes an error while reading...

First, wait and see if your child self-corrects the error when s/he comes to the end of the sentence. If the error is self-corrected, give positive reinforcement.


If the error is NOT self-corrected, gently say one or more of the following: Wait a minute...did that make sense? Read that sentence again, please.

*OR...*

That makes sense, but let's look a little more carefully at the word. Do the phonics match? Try that sentence again.

## My Bookmark of Strategies:


If I'm stuck on a word I can...




**Think...** Think about what would make sense.



**Pictures...** Look at the pictures to get a clue.




**Look inside the word or "Chunk It"...** Look for a "chunk" or a little word inside the word.



**Re-Read...** Go back to the beginning of the sentence and read it again.



**Get your mouth ready or "Beep It"...** Go back to the beginning of the sentence and start again.



When you come to the unknown word, "get your mouth ready" (say just the beginning sound[s]), and read on to see what would make sense.



Check to see if you were right by using your phonics.



**Sound it out...** Use your phonics and sound it out. Be sure it makes sense.